

# **MRTE: Cross Sector Student Data for Washington Public Institutions**

*Presented at the Intercollege Relations Commission Fall Meeting  
October 13, 2017*

Darby Kaikkonen, *Policy Research Director*, SBCTC  
[dkaikkonen@sbctc.edu](mailto:dkaikkonen@sbctc.edu)

- I. What is MRTE?
- II. How is MRTE created and how is it get maintained?
- III. How has information from MRTE been used to inform policy and practice?
- IV. Summary and Questions

# What is MRTE?

- MRTE is the “Mutual Research Transcript Exchange” – a SQL server database with de-identified unit record information for all public institutions of higher education in Washington State.
- The source of MRTE’s records are the SBCTC data warehouse for the public 2-yr information and PCHEES for the public 4-yr university records

## History

- Idea originally conceived by former SBCTC Research Director Loretta Seppanen and Nina Oman formerly of UW, with an innovation grant from the HECB
- Housed and maintained at UW until 2004 when it was taken off line due to lack of funds to staff and maintain it
- Revitalized in 2012 with the help of the OFM's Education and Research Data Center and the university Council of Presidents
- In 2016 the SBCTC research department assumed all technical responsibility for processing the databases from the IT department. This change resulted in the ability for the research department to serve as both the technical and research agenda support to colleges.

## Purpose Statement in MOU

- MRTE was created (in accordance with FERPA regulations) to share educational data to perform research to improve instruction, transfer between institutions, and student success through such means as analyzing student enrollments, progress and completions between the parties of this agreement.

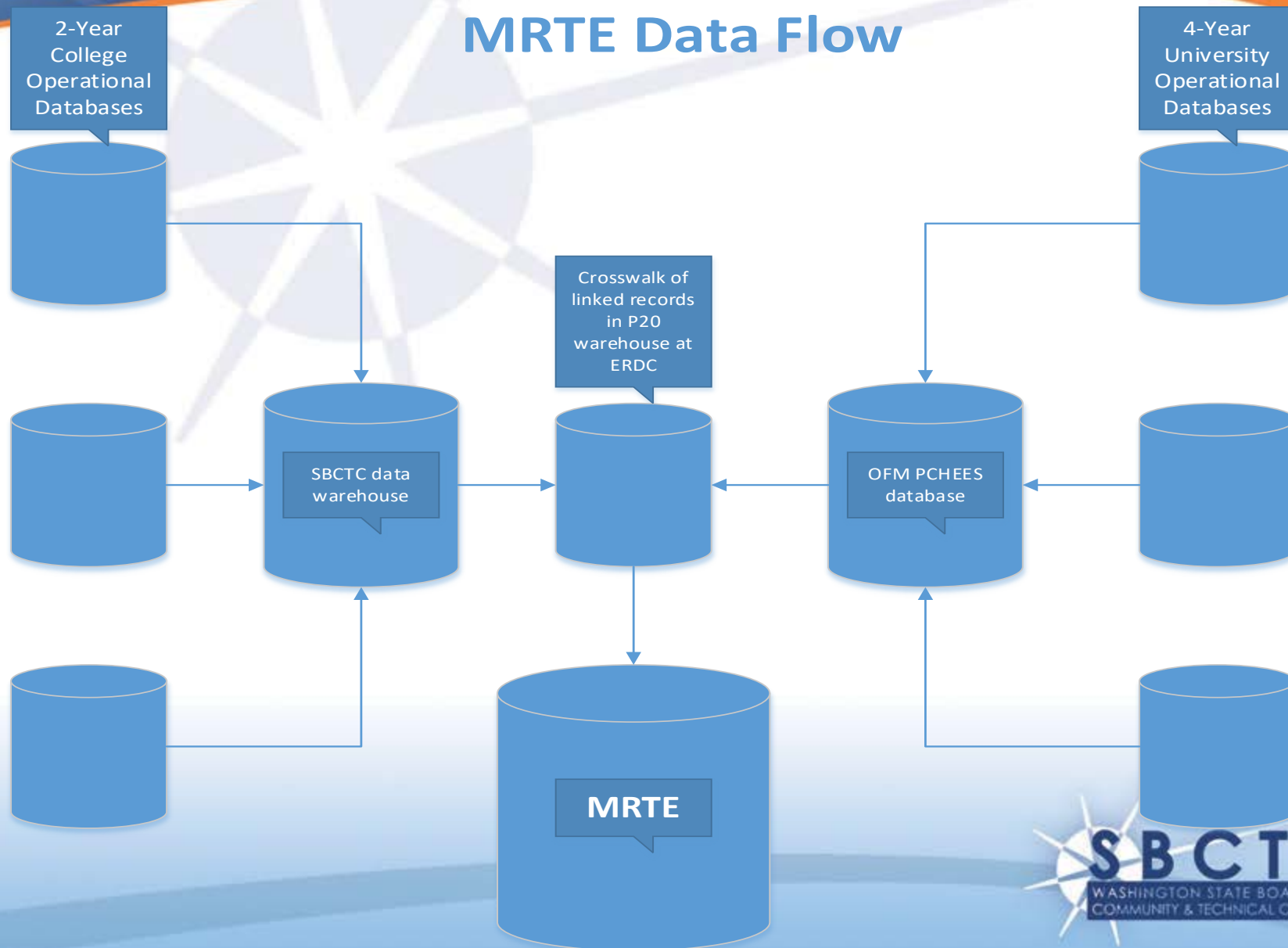
## Stakeholders

- All 2-year public community and technical colleges
- All 4-year public universities
- The State Board for Community and Technical Colleges
- The Washington Student Achievement Council (WSAC)
- The Education Data and Research Center
- The Council of Presidents
- Legislators and policymakers concerned with issues in higher education

# How is MRTE created?



## MRTE Data Flow



## Memorandum of Understanding (MOU)

- Restricted from linking to any other data sources
- Restricted to only IR designated staff
- No institution may publish another institution's statistical data without prior consent
- Adhere to redaction policy
- [http://www.sbctc.edu/college/d\\_MRTE.aspx](http://www.sbctc.edu/college/d_MRTE.aspx)

How has MRTE been used to inform  
policy and practice?

## Annual Transfer Counts<sup>1</sup>

	CWU Main	EWU Cheney	TESC	UW Bothell	UW Seattle	UW Tacoma	WGU	WSU Pullman	WSU Spokane	WSU Tri-Cities	WSU Vancouver	WWU Bellingham	CTC BAS	Portland State University	University of Idaho	Total	Percent transferring with Associate Degree*
Bates Technical College	5	0	6	1	0	5	11	1	0	0	0	1	2	0	0	32	63%
Bellevue Community College	109	100	18	217	354	47	150	139	3	1	3	135	156	4	5	1441	61%
Bellingham Technical College	1	1	1	5	0	0	24		2	0	0	4	2	0	0	40	79%
Big Bend Community College	57	32	3	0	4	0	35	18	1	2	0	2	0	1	0	155	74%
Cascadia Community College	32	11	9	141	55	4	19	35	2	0	1	43	0	2	0	354	62%
Centralia College	32	16	38	2	4	6	33	25	0	1	11	9	29	1	0	207	80%
Clark College	33	30	7	3	35	4	101	69	2	0	501	48	3	110	0	946	60%
Clover Park Technical College	8	0	19	0	0	13	42	2	0	0	0		6	0	0	90	69%
Columbia Basin College	46	76	6	1	21	3	111	74	2	148	0	14	127	4	0	633	67%
Edmonds Community College	141	11	7	98	129	6	60	47	1	0	0	53	8	1	0	562	68%
Everett Community College	92	9	8	76	67	2	98	99	4	3	2	106	5	2	0	573	72%
Grays Harbor College	28	5	19	1	1	3	46	15	1	0	6	8	0	1	0	134	80%
Green River Community College	120	24	16	10	101	107	88	60	0	0	1	45	75	2	0	649	64%
Highline Community College	150	19	13	20	109	146	80	58	6	1	3	26	52	1	0	684	67%
Lake Washington	13	6	1	24	4	3	40	5	3	0	0	1	48	0	0	148	78%
Lower Columbia College	16	20	10	4	7		69	15	1	0	68	11	0	10	0	231	75%
Olympic College	35	15	16	6	56	43	102	84	1	1	0	69	37	5	0	470	71%
Peninsula College	12	7	10	7	4	1	31	15	0	0	0	23	32	2	0	144	73%
Pierce District	132	27	45	3	60	223	124	63	3	0	6	52	3	4	0	745	68%
Renton Technical College	5	4	0	4	4	5	41	1	2	0	0		14	0	0	80	76%
Seattle Central	23	13	32	66	224	22	37	34	1	0	2	22	73	8	0	557	63%
Seattle North	17	13	13	71	151	9	54	23	4	2	0	25	30	8	0	420	66%
Seattle South	36	10	5	26	69	30	30	18	0	0	0	12	36	1	0	273	71%
Shoreline Community College	36	7	11	79	130	1	91	35	1	0	0	36	7	5	0	439	68%
Skagit Valley College	30	6	3	12	18	10	63	41	0	1	0	118	20	0	0	322	75%
South Puget Sound	46	10	171	5	34	59	105	31	1	0	6	43	3	7	0	521	65%
Spokane Community College	1	275	2	3	4	3	97	27	16	0	2	1	0	0	10	441	62%
Spokane Falls	19	366	6	2	15	0	67	82	8	1	1	12	1	5	13	598	59%
Tacoma Community College	43	10	62	5	83	269	106	50	3	1	1	22	6	6	0	667	61%
Walla Walla Community College	14	44	5	2	8	2	58	38	2	20	1	9	1	6	9	219	68%
Wenatchee Valley College	101	70	4	5	7	1	63	40	1	1	1	21	2	3	6	326	76%
Whatcom Community College	22	9	6	11	32	1	37	39	1	1	3	312	1	5	0	480	76%
Yakima Valley	155	22	2	2	7	0	62	44	20	13	2	6	29	4	0	368	71%
<i>Former Running Start from CTC</i>	259	303	70	159	1031	135	0	530	0	38	94	588	*	*	*	3,207	
<b>COLLEGE TOTAL</b>	<b>1,869</b>	<b>1,571</b>	<b>644</b>	<b>1,071</b>	<b>2,828</b>	<b>1,163</b>	<b>2,175</b>	<b>1,857</b>	<b>92</b>	<b>235</b>	<b>715</b>	<b>1,877</b>	<b>808</b>	<b>208</b>	<b>43</b>	<b>17,156</b>	<b>66%</b>

Percent transferring with Associate Degree\*

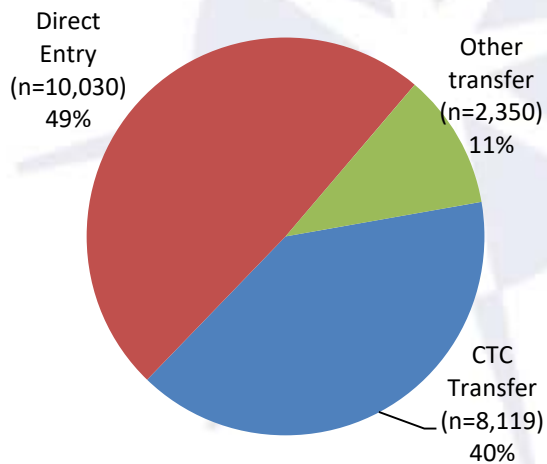


Figure used to track effectiveness of DTA

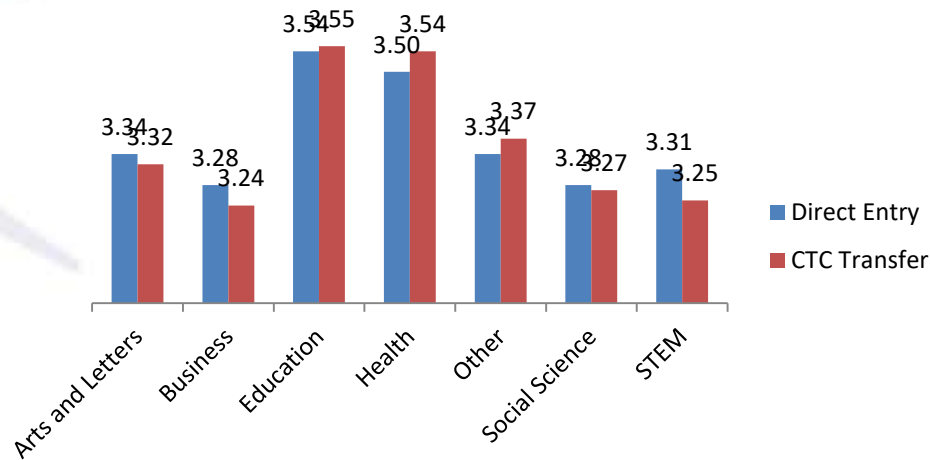


# Role of Transfer Study<sup>2</sup>

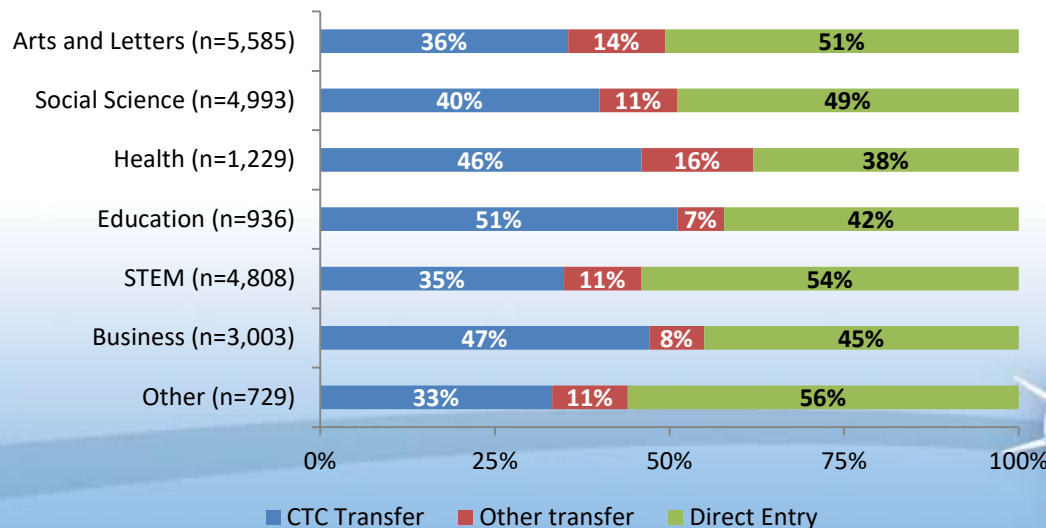
Type of Student



Average Senior GPA by Major and Entry Status




Entry Status by Major




## Associate Degree Pathways to Bachelor Degrees

- Associate in Science Degree pathway to STEM bachelor degrees<sup>3</sup>




98% of AS-T graduates who get a bachelor's degree get a STEM degree

- Bachelor degree pathway for Computer Science majors



University direct entry students complete Bachelor of CS degrees with less credits overall than CTC transfer students

- Pre-Nursing to BSN pathway:



17% of pre-nursing graduates enroll in a BSN program at a university within 2 years

# Bachelor Degrees by 2- Year Transfer Students

Summary of most common bachelor programs completed by students who were a transfer student from a CTC, broken down by institution:

institution	University of Washington - Seattle
ctc_transfer	Yes

Sum of degrees		year			
degree_cip	degree_cip_title	201213	201314	201415	Grand Total
260406	CELL/CELLULAR AND MOLECULAR BIOLOGY	91	153	190	434
090101	SPEECH COMM & RHETORIC	125	134	122	381
420101	GENERAL PSYCHOLOGY	96	93	133	322
451001	POLITICAL SCIENCE & GOVT	87	68	74	229
513801	REGISTERED NURSING	55	71	75	201

institution	Western Washington University
ctc_transfer	Yes

Sum of degrees		year			
degree_cip	degree_cip_title	201213	201314	201415	Grand Total
420101	GENERAL PSYCHOLOGY	57	63	71	191
440000	HUMAN SERVICES, GENERAL	64	40	60	164
131001	SPECIAL EDUC & TEACH, GENL	58	54	51	163
230101	ENGLISH LANG & LIT, GENL	56	37	33	126
090101	SPEECH COMM & RHETORIC	39	45	39	123

# Questions